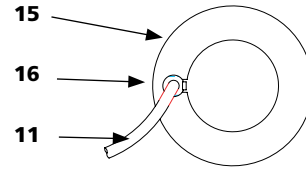
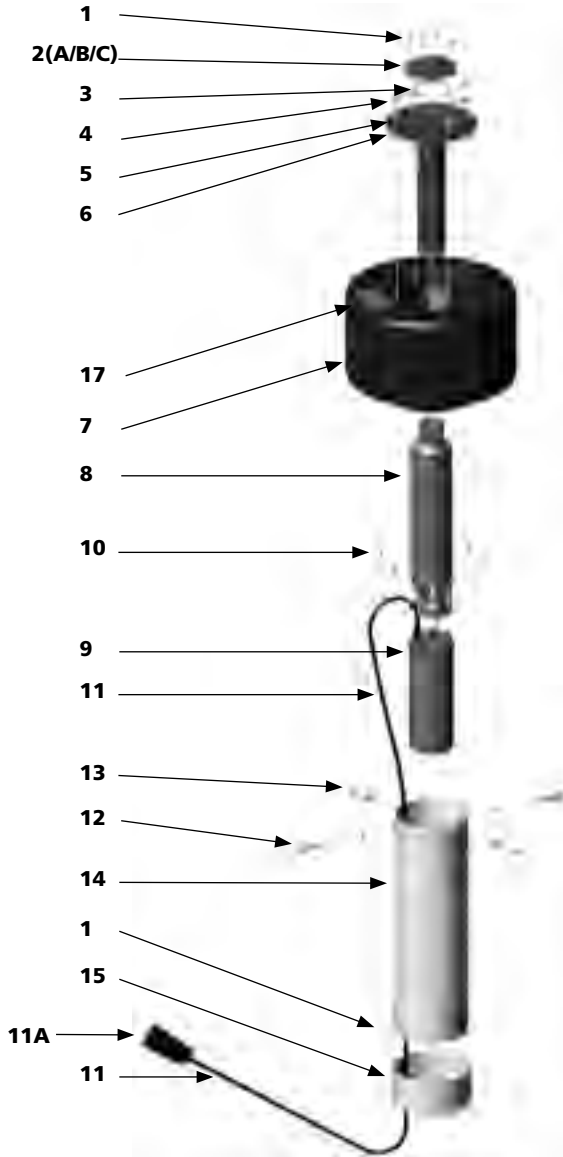
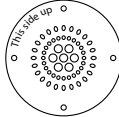
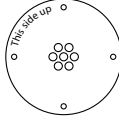
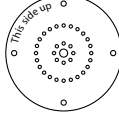


FLOATING POND PUMP REPAIR PARTS SPS0501



IL0538

Flow (GPH)	Spray Height (Ft.)	Pattern Image	Pattern Name
4900	15		Water Lily - 2A
3300	15		Sky Cannon - 2B
2700	13		Water Trumpet - 2C

Item #	Qty	Part No.	Description
*1	6	*	Screw - #10 x 3/4 Slotted Head or Pan Head Sheet Metal Screw (18-8 Stainless Steel)
2A	1	021617	Nozzle - Water Lily
2B	1	021618	Nozzle - Sky Cannon
2C	1	021619	Nozzle - Water Trumpet
3	1	021622	O-Ring - A5568A - 041 (3" ID x 3/18" OD)
4	6	021628	Bolt - SS 1/4-20 x 3/4
5	6	021629	Lockwasher - 1/4"
6	1	021707	Mounting Flange
7	1	022912	Float
8	1	021713	Pump End
9	1	021740	Motor 1/2 HP 115V
10	4	127021	Locknut - SS 5/16-24
11	1	021715	100 ft. power cord with GFI
11A	1	021614	GFI
12	2	021609	Eye Bolt - SS 1/4-20 x 2-1/2
13	2	021623	Locknut - SS 1/4-20
14	1	022913	Screen
15	1	021611	Screen Cap
16	1	021613	Strain Relief
17	2	021625	Warning Decal

*Standard hardware item, available locally