

1/4 HP AND 1/3 HP THERMOPLASTIC


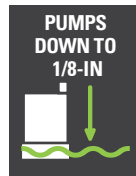


WATER SYSTEMS

Automatic Utility Pumps





MODELS 2SUEL, 3SUEL



FEATURES AND BENEFITS

- Automatic operation: Runs when water is present, shuts off when dry
- Thermoplastic body resists corrosion, stress and heat
- Vent hole prevents air lock
- 1" male discharge with 1-1/4" female adapter and garden hose adapter for easy hookup
- Pumps floor dry to 1/8"; fits into 7" opening
- 9' double-sealed cord

PERFORMANCE



2SUEL
3SUEL

UPC# 054757072483
UPC# 054757100889



DISCHARGE HEIGHT ABOVE PUMPING LEVEL (LIFT)

	MODEL	HP	AMPS	0 ft.	5 ft.	10 ft.	15 ft.	20 ft.
GALLONS PER MINUTE	2SUEL	1/4	2.5	34	30	22	12	-
	3SUEL	1/3	3.0	40	35	28	23	10